

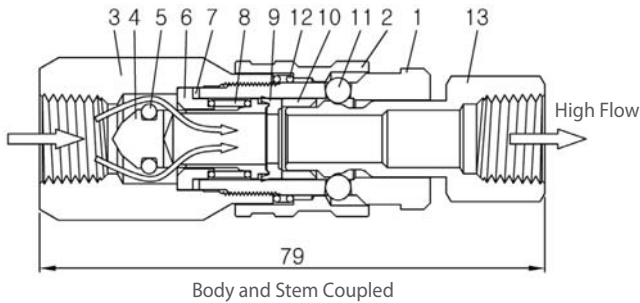
DQVP Series Quick Connects

Feature



- Max. Working Pressure: 508 psig@100°F (35 bar@38°C)
- Min. Burst Pressure: 2,030 psig@100°F (140 bar@38°C)
- Cracking Pressure: 87 psig@100°F (6 bar@38°C)
- Body and connector are made of Stainless Steel 316L
- Prevent disconnection for user's carelessness by constructed auto locking system

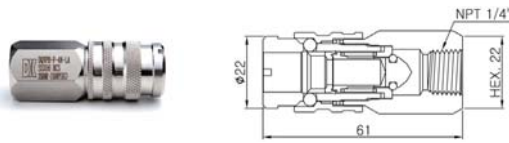
Materials of Construction



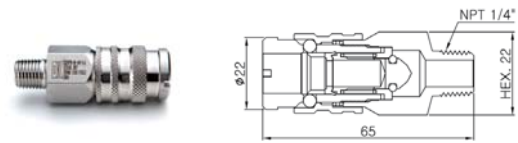
No.	Component	Material
		SS316
1	Body	ASTM A276 TYPE 316L
2	Body Sleeve	ASTM A276 TYPE 316L
3	Connector	ASTM A276 TYPE 316L
4	Valve	ASTM A276 TYPE 316L
5	O-Ring	NBR
6	Guide	ASTM A276 TYPE 316L
7	Packing	PCTFE
8	Spring	Stainless Steel 302
9	Retainer	NBR
10	Insert	ASTM A276 TYPE 316L
11	Ball	Stainless Steel
12	Sleeve Spring	Stainless Steel 302
13	Stem	ASTM A276 TYPE 316L

Ordering Information and Dimensions

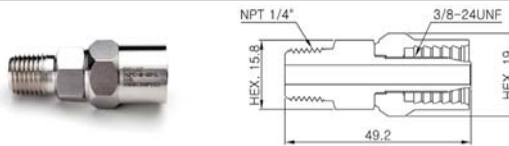
Part No.: DQVPB-F-4N-L (Body with Female NPT 1/4")



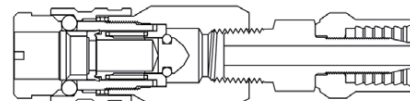
Part No.: DQVPB-M-4N-L (Body with Male NPT 1/4")




Part No.: DQPC-M-4N-L (Re-usable Connector)



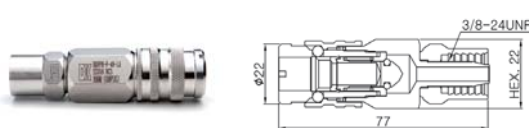
Assembly of DQVPB-F-4N-L and DQPC-M-4N-L



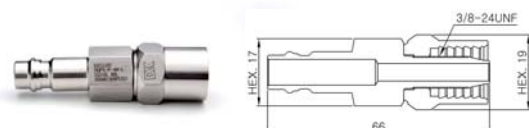
Part No.: DQPS-F-4N-L (Stem with Female NPT 1/4")



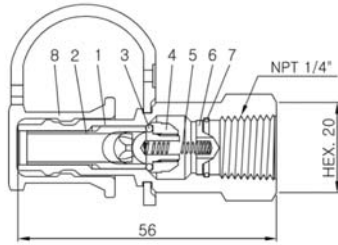
Part No.: DQVPB-PC-3U-L (Body with Hose Cap)



Part No.: DQPS-PC-3U-L (Stem with Hose Cap)



DQVPS Series Quick Connect Stem with Valve (Part No.: DQVPS-F-4N-L)



No.	Component	Material
		SS316
1	Stem	ASTM A479/A276 TYPE 316L
2	Valve	ASTM A479/A276 TYPE 316L
3	O-Ring	NBR
4	Valve Cap Nut	ASTM A479/A276 TYPE 316L
5	Spring	Stainless Steel 302
6	Guide	ASTM A479/A276 TYPE 316L
7	Key Spring	Stainless Steel
8	Protect Cap	Option

GJ Series Connections

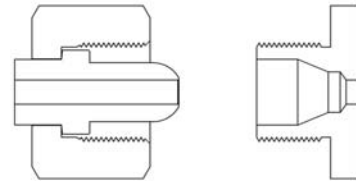
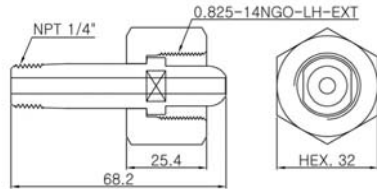


Feature

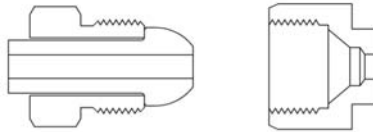
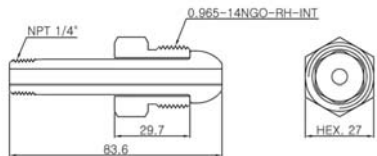
- Max. Working Pressure: 6,000 psig@100°F (414 bar@38°C)
- Material: ASTM A276 TYPE316L
- Applied to CGA standard

Ordering Information and Dimensions

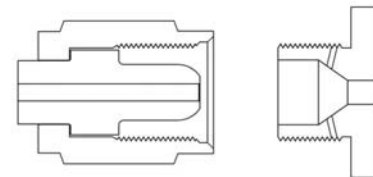
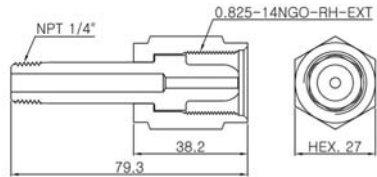
Part No.: GJ-MF-4N-CGA350-L (Round Nipple)



Part No.: GJ-M-4N-CGA580-L



Part No.: GJ-MF-4NCGA347-L (Long Round Nipple)



Safe Valve Selection

The selection of a valve for any application or system design must be considered to ensure safe performance. Valve function, valve rating, material compatibility, proper installation, operation and maintenance remain the sole responsibility of the system designer and the user. Dk Tech accepts no liability for any improper selection, installation, operation or maintenance.